

Two-Way Power Divider, 1000 - 2000 MHz

DS-332

Features

- Phase Balance: 2° Typical
- Isolation: 20 dB Typical Midband
- Input VSWR: 1.25:1 Typical Midband
- Impedance: 50 Ohms Nominal
- Maximum Power Rating or Input Power: 1 Watt Max.
- Internal Load Dissipation: 0.1 Watts Max.
- MIL-STD-202 Screening Available

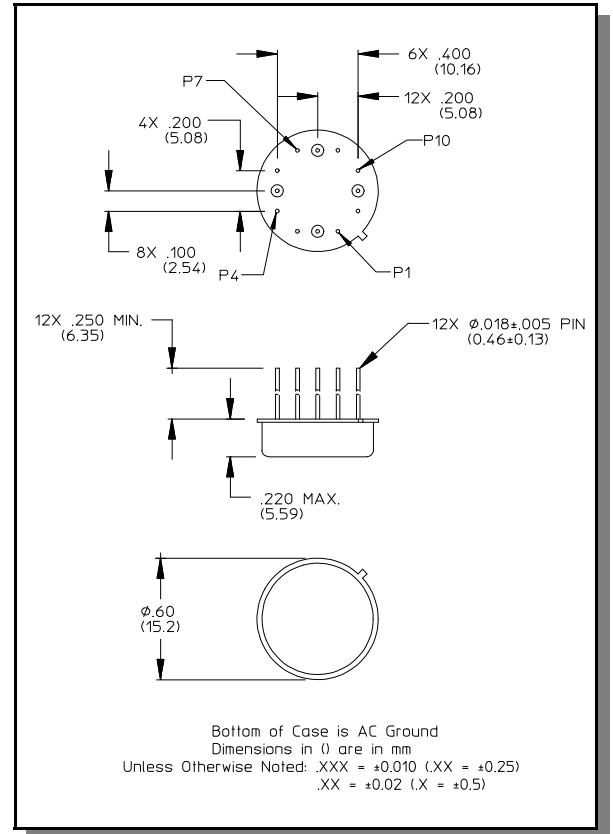
Description

A Power Divider is ideally a loss less reciprocal device which can also perform vector summation of two or more signals and thus is sometimes called a power combiner or summer.

Pin Configuration

Pin No.	Function	Pin No.	Function
1	Output D	7	
2	GND	8	GND
3		9	Output C
4	GND	10	
5	Σ	11	
6	GND	12	

TO-8-2



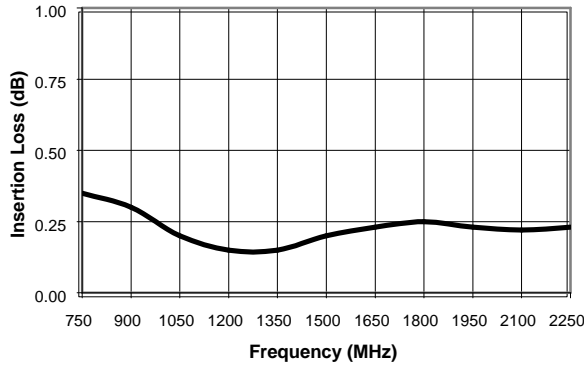
Electrical Specifications¹: $T_A = -55^\circ\text{C}$ to $+85^\circ\text{C}$

Parameter	Test Conditions	Frequency	Units	Min	Typ	Max
Insertion Loss	Less Coupling	1000 - 2000 MHz	dB	—	—	0.5
Isolation	—	1000 - 2000 MHz	dB	10	—	—
Amplitude Balance	—	1000 - 2000 MHz	dB	—	—	0.2
Phase Balance	—	1000 - 2000 MHz	$^\circ$	—	—	6
VSWR	Input	1000 - 2000 MHz	Ratio	—	—	1.7:1
	Output	1000 - 2000 MHz	Ratio	—	—	1.4:1

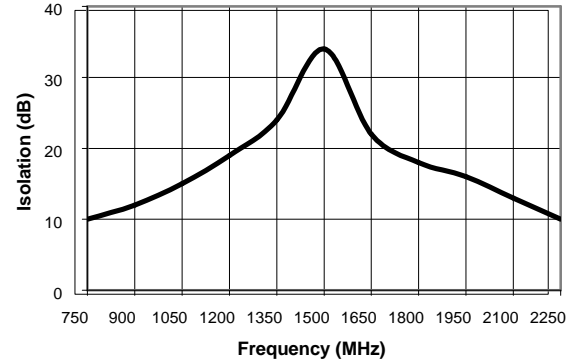
1. All specifications apply with 50 ohm source and load impedance.

Typical Performance Curves

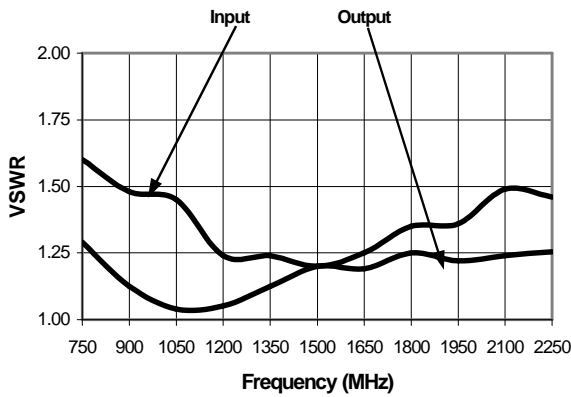
Insertion Loss



Isolation



VSWR



Ordering Information

Part Number	Package
DS-332 PIN	TO-8-2

M/A-COM Inc. and its affiliates reserve the right to make changes to the product(s) or information contained herein without notice. M/A-COM makes no warranty, representation or guarantee regarding the suitability of its products for any particular purpose, nor does M/A-COM assume any liability whatsoever arising out of the use or application of any product(s) or information.

Visit www.macom.com for additional data sheets and product information.

- North America: Tel. (800) 366-2266
- Asia/Pacific: Tel.+81-44-844-8296, Fax +81-44-844-8298
- Europe: Tel. +44 (1344) 869 595, Fax+44 (1344) 300 020